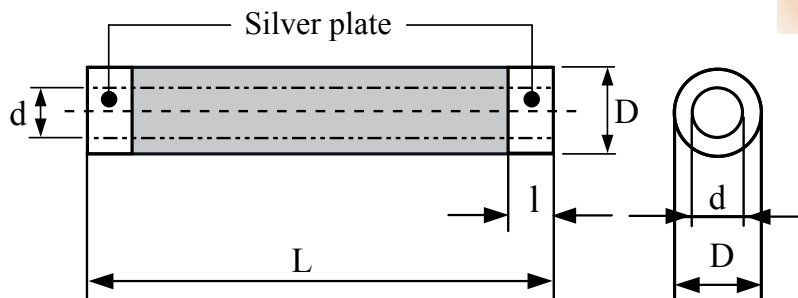





# High Voltage Resistors

## High Frequency Resistors - RY31A / 氧化膜高频电阻

Oxide Film - RY31A Resistors, with the inner and outer surfaces coated with a special glass, features higher thermal resistance and larger electric power capacity for the compact volume. Unlike conventional wire wound type, the volumetric resistance will provide superior stability versus frequency and excellent durability against transient voltage. RY31A can be suitable for the application with large current as well as high frequency circuit.



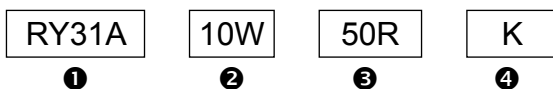
### ► RY31A High Frequency Resistor Electrical Characteristics

| Rated power (W) | T.C.R (PPM/°C)                   | Resistance range (Ω) | Tolerance (%)   | Pulse test voltage (KV) | Ambient Temp. (70°C Full Power) | D max. (mm) | L max. (mm) | d max. (mm) | l max. (mm) |
|-----------------|----------------------------------|----------------------|-----------------|-------------------------|---------------------------------|-------------|-------------|-------------|-------------|
| 10              | +20°C<br>~<br>+125°C<br><br>±400 | 50                   | ±5(J)<br>±10(K) | 3.2                     | -55°C~<br>+125°C                | Φ 15.1      | 77          | Φ 10.7      | 5±0.5       |
|                 |                                  | 75                   |                 | 4                       |                                 |             |             |             |             |
| 25              |                                  | 50                   |                 | 5                       |                                 | Φ 25.1      | 121         | Φ 17.9      | 10±1        |
|                 |                                  | 70                   |                 | 6.5                     |                                 |             |             |             |             |
| 50              |                                  | 50                   |                 | 7.5                     |                                 | Φ 35.1      | 162         | Φ 23.1      | 12±1        |
|                 |                                  | 75                   |                 | 8.7                     |                                 |             |             |             |             |
| 100             |                                  | 50                   |                 | 11                      |                                 | Φ 35.1      | 202         | Φ 23.1      | 20±2        |
|                 |                                  | 75                   |                 | 12.5                    |                                 |             |             |             |             |
| 150             |                                  | 50                   |                 | 12.5                    |                                 | Φ 35.1      | 302         | Φ 23.1      | 20-1        |
|                 |                                  | 75                   |                 | 12.5                    |                                 |             |             |             |             |

Note: Resistance range is 1~100.

The resistors with the standard resistance values as showed as above. will be supplied with a shorter delivery.

### ► Product Identification



- ① Product Type
- ② Rated Power
- ③ Resistance Value(Ω)
- ④ Resistance Tolerance