



Power Resistors

Power Resistor Chamber / 大功率负载柜电阻箱

Token produces various kinds of Power Resistor Chambers which can be used for any AC or DC power application. Units are most commonly used for motor acceleration and braking, load banks, harmonic filtering and neutral grounding applications.

► Assembly:

All units are coiled consist of stainless steel edge wound non-inductive elements wound around core which is mounted on a stainless steel rod. Glazed insulators are attached to each end of the coils and fastened to a heavy gage, corrosion resistant frame. Resistor elements are joined by stainless connectors to form a positive electrical path.



► Safety Enclosure:

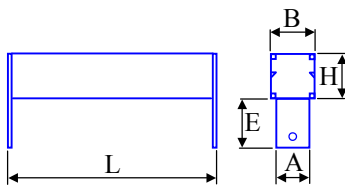
Token resistor assemblies are available with grounded safety enclosures to protect personnel and wildlife from harm. Screened and louvered enclosures are available in a variety of finishes including painted, powder coated, mill galvanized, hot-dipped galvanized, aluminum and stainless steel.

► Option:

A number of additional options are available including entrance bushings, current transformers, elevating stands and disconnect switches.

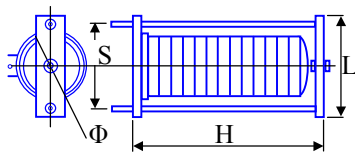


► Power Resistor Chamber RNW-T Type Electric Parameter and External Dimensions



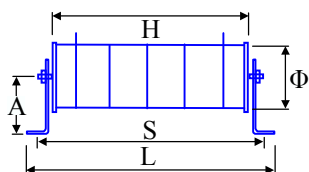
Type	Wattage (W)	Dimensions (mm)				
		L	H	B	A	E
T5	5	35	9	9	6	15
T10	10	48	10	10	6	15
T20	20	64	14	14	8	20
T30	30	75	19	19	8	20
T50	50	88	20	20	10	20
T100	100	135	25	25	10	25

► Power Resistor Chamber RNW-B Type Electric Parameter and External Dimensions



Series	Resistance Range(Ω)	Capacity (KJ)	Dimensions(mm)			Mounting Hole		
			Ø	H	L	Quantity[N]	Diameter[Ø]	Center Spacing[S]
B11	0.5-30	400	110	190	185	2	10.5	158
B12	0.5-60	800	110	290	185	2	10.5	158
B13	0.5-90	1200	110	390	185	2	10.5	158
B21	0.5-30	300	110	214	254	2	10.5	238
B22	0.5-60	600	110	370	410	2	10.5	294
B23	0.5-90	900	110	526	566	2	10.5	550

► Power Resistor Chamber RNW-H Type Electric Parameter and External Dimensions



Series	Rated Wattage (W)	Resistance Range (Ω)	Dimensions(mm)			Mounting Hole			Center Height [A]
			Ø	H	L	Quantity [N]	Diameter [Ø]	Center Spacing[S]	
H	200	1-30	100	134	174	2	8.5	158	90
	400	2-60	100	194	234	2	8.5	218	
	500	3-90	100	254	294	2	8.5	278	
	750	4-120	100	314	354	2	8.5	338	
	1000	5-150	100	374	414	2	8.5	398	

Notice: All dimensions might be changed or modified, please refer to last updating specification.